

HEAVY-DUTY RACKING

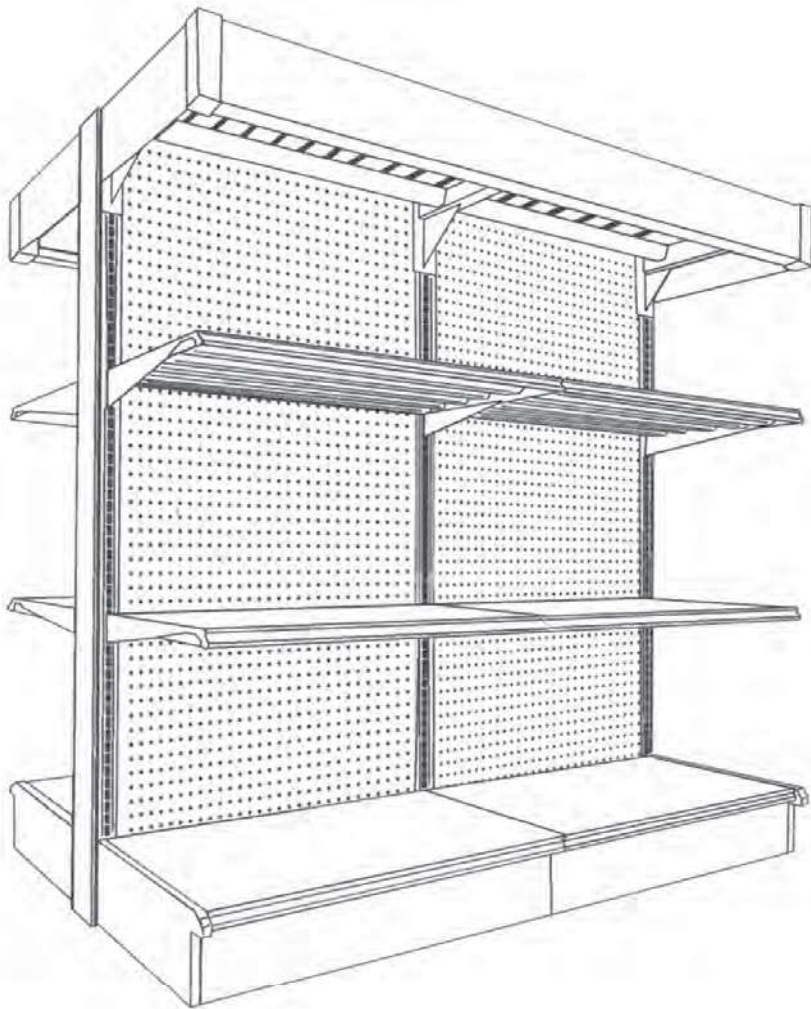


STORAGE SHELVING

store

www.ucgenenergy.us

Cantilever



- Designed for maximum overhead storage of hand-stacked merchandise
- Available in one or two deck levels with particle board or wire grid deck material options
- Accepts UCG Maxi Line merchandising accessories and shelves
- Developed for unobstructed customer access to products as well as easier floor care due to the absence of uprights
- Provides superb product visibility

Decks and Beams: Heavy-duty beam configuration available in 72" (1829 mm), 84" (2134 mm), and 96" (2438 mm). Decking available in high-density particle board or wire grid.

Finishes: Many colors available.

Upright slotting: 1" (25 mm) OC spacing.

Heights: Up to 144" (3658 mm).

Depths: Up to 30" (762 mm).

Load Capacity: Deck load capacities up to 1,600 lbs (725.60 kg) per deck for hand stacking only. The Cantilever arms may not be of greater depth than the base shelves. Other load restrictions apply.

Materials: Manufactured of heavy gauge high-tensile strength steel.

Accessories of Note: Canopy, Lights.



Hypermaxi



- Can be integrated into a functional display and storage system, using either new or existing UCG Line fixtures
- Easy restocking due to the top deck's placement above selling fixture that provides continuous flow of merchandise
- A variety of base shelf depths available to accommodate many merchandising requirements
- Many accessories available



Decks and Beams: Light-, regular-, and heavy-duty beam configurations available in 36" (914 mm), 48" (1219 mm), 72" (1829 mm), 84" (2134 mm), and 96" (2438 mm). Decking available in high-density particle board or wire grid.

Finishes: Many colors available.

Frame slotting: 2" (51 mm) OC spacing.

Heights: Up to 144" (3658 mm).

Depths: Up to 30" (762 mm).

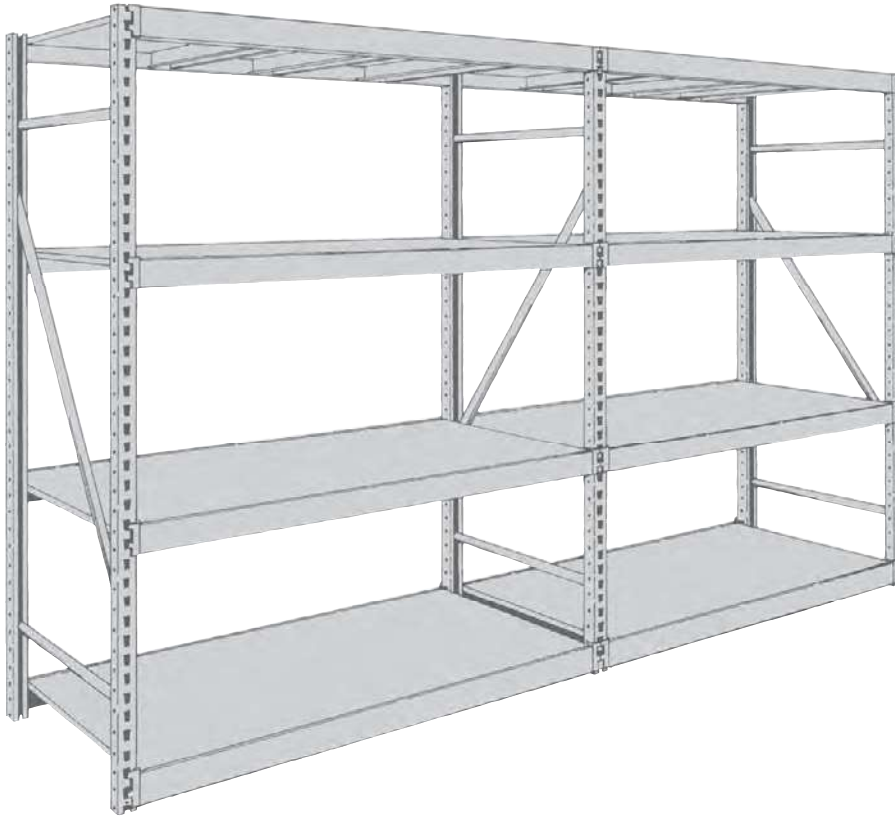
Load Capacity: Deck load capacities up to 3,000 lbs (1360.50 kg) per deck for hand stacking only.

Materials: Manufactured of heavy gauge, high-tensile strength steel.

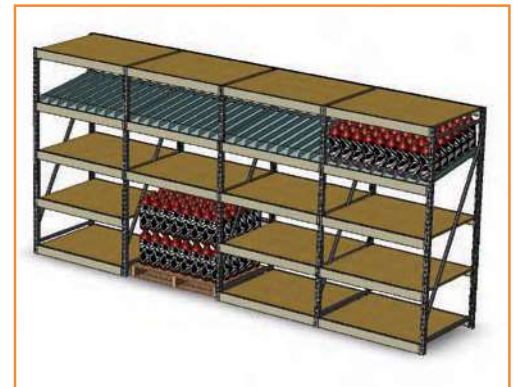
Accessories of Note: "Flow Through Deck," Canopy, Lights.



Wide Span



- Offers attractive retail merchandising or efficient warehouse storage
- Structural integrity and design versatility complemented by the use of unique frames that require no hardware for assembly
- Many accessories available.



Decks and Beams: Light-, regular-, and heavy-duty beam configurations available in 48" (1219 mm), 72" (1829 mm), 84" (2134 mm), and 96" (2438 mm). Decking available in high-density particle board or wire grid.

Finishes: Many colors available.

Frame slotting: 2" (51 mm) OC spacing.

Heights: Up to 144" (3658 mm).

Depths: Up to 48" (12189 mm).

Load Capacity: Up to 3,000 lbs (1360.50 kg) per deck for hand stacking only.

Materials: Manufactured of heavy gauge, high-tensile strength steel.

Accessories of Note: Top Caps, "Flow Through Deck," Frame Connector, Floor Anchors, Recessed Peg Panel, Product Retainer, Dividers, Suspended Maxi in Wide Span.



Maxispan

Decks and Beams: Light-, regular-, and heavy-duty beam configurations available in 36" (914 mm), 48" (1219 mm), 72" (1829 mm), 84" (2134 mm), and 96" (2438 mm). Decking available in unfinished 2" (51 mm) dimensional lumber, high-density particle board or wire grid.

Finishes: Many colors available.

Frame slotting: 2" (5.08 mm) OC spacing.

Heights: Up to 144" (3658 mm).

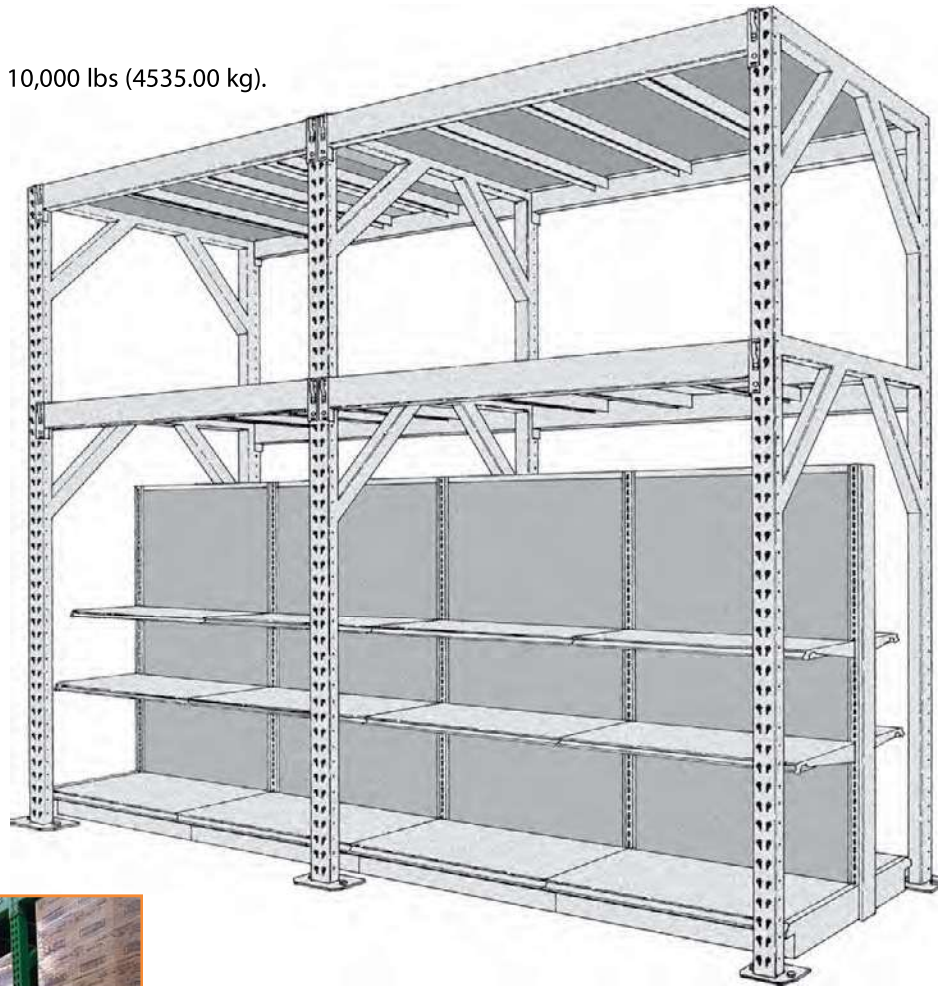
Depths: Up to 72" (1829 mm).

Load Capacity: Deck load capacities up to 10,000 lbs (4535.00 kg).

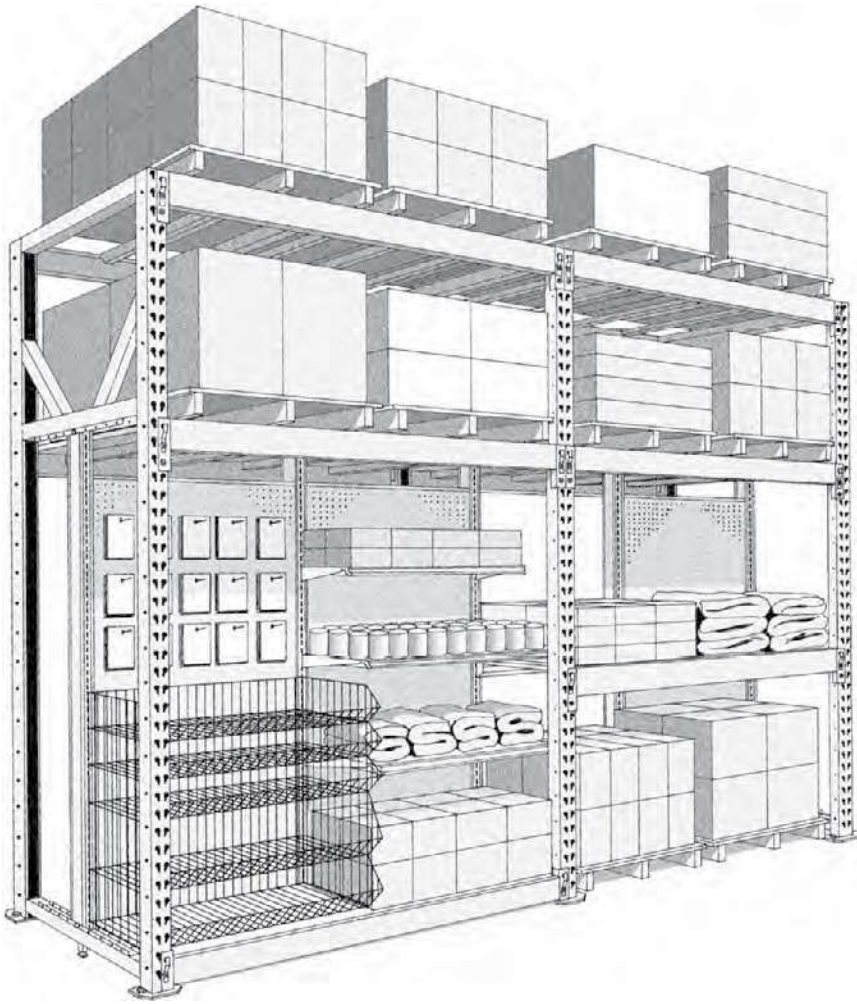
Materials: Manufactured of heavy gauge high-tensile strength steel.

Accessories of Note: Flush Deck Supports, Pallet Stops.

- May eliminate or greatly reduce the need for backroom storage
- Provides the storage capacities of warehouse-type fixtures without replacing existing Gondolas. Racking positions over new or existing Gondolas
- Combines over-Gondola storage with the heavy-duty capacity of Pallet Rack
- Integrated-locking beams install easily



Omega



- The ultimate merchandising system, integrating standard shelving, backs, and accessories into a heavy-duty storage and display fixture
- Offers the flexibility of a standard Gondola with the strength and durability of heavy-duty warehouse fixtures
- Features no cross bracing to interfere with merchandising
- May be used back-to-back for greater deck depths
- Integrated-locking beams install easily



Decks and Beams: Light-, regular-, and heavy-duty beam configurations available in 36" (914 mm), 48" (1219 mm), 72" (1829 mm), 84" (2134 mm), 96" (2438 mm), and 108" (2743 mm). Decking available in unfinished 2" (51 mm) dimensional lumber, high-density particle board or wire grid.

Finishes: Many colors available.

Frame slotting: 2" (51 mm) OC spacing.

Heights: Up to 192" (4877 mm).

Depths: Up to 72" (1829 mm).

Load Capacity: Deck load capacities up to 10,000 lbs (4535.00 kg).

Materials: Manufactured of heavy gauge, high-tensile strength steel.

Accessories of Note: Back-To-Back Connector, Flush Deck Supports, Light Mounting Kit.



Pallet Rack

- Heavy-duty solution when substantial weights or handling equipment precludes the use of Wide Span
- Integral locking beams and angle floor anchors maintain stability and reduce the chances of possible disengagement of parts by loading equipment
- Many accessories available



Decks and Beams: Light-, regular-, and heavy-duty beam configuration available in 36" (914 mm), 48" (1219 mm), 60" (1524 mm), 72" (1829 mm), 84" (2134 mm), 96" (2438 mm), and 108" (2743 mm). Decking available in unfinished 2" (51 mm) dimensional lumber, high-density particle board or wire grid.

Finishes: Many colors available.

Frame slotting: 2" (51 mm) OC spacing.

Heights: Regular-duty up to 144" (3658 mm) and heavy-duty up to 240" (6096 mm).

Depths: Up to 60" (1524 mm).

Load Capacity: Deck load capacities up to 10,000 lbs (4535.00 kg).

Materials: Manufactured of heavy gauge, high-tensile strength steel.

Accessories of Note: "Flow through Deck," Back-To-Back Connector, Flush Deck Supports, Pallet Stop, Suspended Maxi in Pallet Rack.

Storage Shelving



Decks and Beams: Heavy-duty beam configuration available in 30" (762 mm), 36" (914 mm), 48" (1219 mm), and 60" (1524 mm). Decking available in high-density particle board or wire grid.

Finishes: Many colors available.

Frame slotting: 1" (25 mm) OC to accommodate most merchandising configurations.

Heights: Up to 144" (3658 mm).

Depths: Up to 30" (762 mm).

Load Capacity: Deck load capacities up to 500 lbs (226.75 kg).

Materials: Manufactured of heavy gauge, high-tensile strength steel.

Accessories of Note: Back Panel, End Panel, Back-To-Back Retainer, Hangrod, Shelf Divider, Product Retainer, Anchor Kit.



- Economical solution to retail storage requirements
- Assembles easily
- Many accessories available
- Frames are slotted 1" (25" mm) OC to accommodate most merchandising configurations
- Ships knockdown for thrifty shipping
- Customers may supply desired deck material
- Wood or wire grid deck available



Steel Storage Shelving

- Easily adjustable steel shelves
- One piece, sturdy galvanized steel frames
- Economical solution to retail storage requirements
- Assembles easily
- Many accessories available
- Frames are slotted 2" (51 mm) OC to accommodate most merchandising configurations
- Ships knockdown for thrifty shipping



Decks and Beams: One heavy-duty beam configuration available in two shelf widths: 36" (914 mm) or 48" (1219 mm). Decking available in high-density particle board or wire grid.

Finishes: A variety of colors available.

Frame slotting: 2" (51 mm) OC to accommodate most merchandising configurations.

Heights: Up to 120" (3048 mm).

Depths: Up to 30" (762 mm).

Load Capacity: Up to 500 lbs (226.75 kg) per shelf for hand stacking only.

Materials: Manufactured of heavy gauge high-tensile strength steel, however the upright is made of galvanized steel

Accessories of Note: Basic Upright Clip, Anchor Plate, Hangrod.



Company Profile



North Brookfield, Massachusetts



Eclectic, Alabama



Skyline - Terrell, Texas



Airport - Terrell, Texas

- UCG manufacturing expansion now exceeds 2,460,000 sq. ft. (228,534 sq. m.)
- UCG operates warehouses throughout the United States and in the United Kingdom
- Nine shelf lines, computer-controlled feeders, stamping presses, CNC punching presses, roll formers, routers, robotic welders, lasers, robotic wire welders, wire formers, five powder lines (eight booths), and tool and die production capabilities at all locations



Goodwater, Alabama



Display

UCG Line



UCG's most popular product line offers many sizes, finishes and options. Hundreds of shelves and accessories available to suit most retail needs.

Tube Line



Many mass merchandisers and retailers appreciate Tube Line's design. Fewer required parts make installation easier compared to traditional systems.

Specialty Displays



UCG produces special displays for a variety of retail applications including merchandisers, platforms, tables, rolling displayers and dump bins.

Counters & Showcases



Several wood service counters, service ledges, register stands, showcases and corner fills are available.

Store

Pallet Rack



Pallet Rack is the best solution for heavy loads and handling equipment. Frames are fully-welded construction featuring a high quality finish.

Pharmacy



Pharmacy counter units and UCG Line shelving, accommodate today's prescription area requirements.

Workstation



Versatility offers solutions to fulfill many different needs such as office furniture, LAN and PC Workstations, as well as industrial work surfaces.

Storage Shelving



Each line is versatile, economical and easy to assemble.

Promote

Easel™ Shelf



UCG introduces Easel™ Shelf, a retail shelf and technology enclosure that provides digital signage and the functionality of kiosks. Patent pending.

Lighting & Electrical



UCG offers retailers and brands the ability to power and illuminate fixture runs and merchandise.



UNITED CAPITAL GROUP ENERGY L.L.C., USA

www.ucgenenergy.us